

INSTRUCTIONS FOR USE



# STANDARD VENETIAN BLIND

800414\_EN



## TABLE OF CONTENTS

1.	BASIC INFORMATION	2
2.	EXPLANATION OF THE NOTICES	2
3.	VALIDITY	2
4.	SAFETY	3
5.	INTENDED USE	3
6.	PRODUCT INFORMATION	3
7.	OPERATION	4
7.1	GENERAL SAFETY NOTICES FOR OPERATING STANDARD VENETIAN BLINDS	4
7.2	STANDARD VENETIAN BLIND WITH MOTORISED OPERATION	4
7.3	STANDARD VENETIAN BLIND WITH CRANK OPERATION	5
7.4	STANDARD VENETIAN BLIND WITH CORD OPERATION	5
8.	CLEANING / CARE	5
9.	MAINTENANCE	5
10.	DISASSEMBLY	5

## 1. BASIC INFORMATION

Thank you for purchasing this **WOUNDWO** product.

You must have read and understood these instructions for use before commissioning the products to ensure failure-free operation.

It is important to follow these instructions to ensure people's safety. The notices in the instructions for use must be observed. Non-compliance shall release the manufacturer from its liability.

Please also observe the notices on the product and on the packaging. We request that you keep all the instructions (instructions for assembly and use) and hand them over to the new owner should you sell the standard venetian blind.

## 2. EXPLANATION OF THE NOTICES

Safety notices and important information can be found at the corresponding point in the text. These are equipped with a symbol.



This symbol indicates notices that are important for the safety of people, animals and material assets, or for the standard venetian blind's function.



This symbol indicates important product information for the user.

## 3. VALIDITY

These instructions for use are valid for the following **WOUNDWO** standard venetian blinds:

DIPLOMAT 50, AMBASSADOR 50, CONTINENT 50

#### 4. SAFETY



All **WOUNDWO** standard venetian blinds are designed and manufactured in line with the provisions set forth in the EN 13659 standard. Nonetheless, dangers can arise for the people involved and animals and/or the product can be impaired or other property damaged.



The product may only be operated as intended, in a technically perfect condition, in a safety- and risk-conscious manner and in accordance with these instructions for use. Faults that could compromise safety are to be rectified immediately.

#### 5. INTENDED USE

**WOUNDWO** standard venetian blinds are primarily designed to provide protection against the sun and heat, as well as to regulate daylight. **WOUNDWO** standard venetian blinds also provide privacy and façade protection. Any other use or use that extends beyond this shall be deemed improper. The manufacturer assumes no liability for any resultant damages.

No changes, additions or conversions may be made to **WOUNDWO** standard venetian blinds without the manufacturer's consent. If the standard venetian blind suffers additional loading as a result of suspended objects, this can lead to the standard venetian blind becoming damaged. Such actions are therefore impermissible. Standard venetian blinds in an imperfect condition must be replaced by a specialist dealer immediately.

Only the spare parts approved by **WOUNDWO** may be used to replace worn or defective parts. In the case of parts sourced from third parties, there is no guarantee that these have been designed and manufactured in line with safety and loading requirements.

Assembly and maintenance work may only be performed by qualified staff.

WO&WO Sonnenlichtdesign GmbH & Co KG assumes no liability for damages caused by improper use.

#### 6. PRODUCT INFORMATION

##### TECHNICAL DATA

The technical details of the standard venetian blinds can be found in the current specialist dealer catalogue available from your specialist dealer.

##### DATA FOR THE ELECTRIC DRIVE

PARAMETER	VALUE
Mains voltage	230 V AC
Current consumption	0.22 – 0.6 A (depending on the drive)
Power consumption	50 – 135 W (depending on the drive)
Protection class – electric drive	IP 43, IP 44 (depending on the drive)
Permanent operation – motor	Approx. 4 minutes



The electric motor is not designed for permanent operation. After approx. 4 minutes of operation, the thermal protection starts and the motor switches off independently. The motor is ready for operation again after 15 – 30 minutes. However, the new actuation time is considerably reduced, lasting 1 – 2 minutes (depending on the season and the associated ambient temperature).

##### WIND LOAD LIMIT VALUES

DSince there is currently no valid test standard that defines the determination of wind load limit values for standard venetian blinds, the maximum permissible wind class must be stated as 0 (zero) due to the lack of a test standard. This means that the wind class cannot be defined or is unknown for standard venetian blind systems.

Until a valid test standard is published, we shall subject **WOUNDWO** standard venetian blind systems to an internal factory wind load test. The test values for the relevant standard venetian blind systems are available and can be requested from a **WOUNDWO** specialist dealer if necessary.



The standard venetian blinds may only be used up to the wind resistance class declared by the manufacturer. The wind class may only be downgraded due to poor assembly conditions in exceptional cases and with the end user's consent.

##### NOISE EMISSION











The sound pressure level is less than 70 dB(A) pursuant to EN 12100:2010.

##### ACCESSORIES






Detailed information about the right accessories and how to integrate them is available from all **WOUNDWO** specialist dealers

## 7. OPERATION

### 7.1 GENERAL SAFETY NOTICES FOR OPERATING STANDARD VENETIAN BLINDS

-  Standard venetian blinds may only be operated by persons who have received instruction from appropriate specialist staff. Particular care is required in the case of people who cannot correctly assess the risks of misuse. Never allow children to play with the operating equipment! If available, keep the wireless remote controls out of the reach of children.
-  The standard venetian blind may only be actuated if it has been ensured that there are no obstacles in the movement area of the standard venetian blind curtain.
-  Solar radiation and motorised operation can cause system surfaces or individual standard venetian blind components to become extremely hot, which may lead to burns in the event of direct contact.
-  Only use suitable and permissible climbing aids for maintenance, repair and cleaning work on the system. Climbing aids must not be leaned against or fixed to the standard venetian blind. Ensure that these are secure and provide sufficient support. Never hold on to the system – risk of injury and falling!  
The standard venetian blind curtain is mobile and may buckle or sag.
-  When working on the system, the automatic control must be switched off for safety reasons. In addition, it must also be ensured that it is not possible to manually operate the system by accident or that the system can power up or shut down automatically. For this purpose, disconnect the power supply, e.g. remove the fuse or disconnect the plug coupling on the motor from the power supply (electrician required). During manual operation, it must be clearly identifiable that work is being performed on the system and that it may not be operated by attaching a corresponding notice to the operating elements (switches, push button, hand-held radio transmitter).
-  In frosty conditions, there is the risk of damage to or destruction of the standard venetian blind as a result of ice build-up occurring. The standard venetian blind curtain may only be moved up and down if it has been ensured that the standard venetian blind and windowsill are free from snow and ice. Do not apply any force when operating a frozen standard venetian blind curtain! It is therefore essential that any available automatic control be switched to manual operation when there is a risk of frost.
-  Foreign objects or coarse dirt, especially in the area of the moving system parts, are/is to be removed immediately, as there is a risk of damage to or destruction of the standard venetian blind as a result.
-  If it is windy, the standard venetian blind must be fully retracted.
-  If operation of the standard venetian blind is no longer possible due to a technical defect or fault (e.g. power failure during motorised operation), the danger zone around the standard venetian blind must be secured accordingly. Falling system parts can cause injury to people and animals, as well as damage property!  
In any case, contact an appropriate specialist dealer if the standard venetian blind malfunctions.
-  Please observe the valid disposal regulations when disassembling or replacing the standard venetian blind.

### 7.2 STANDARD VENETIAN BLINDS WITH MOTORISED OPERATION

-  When the system is being handed over, the responsible specialist must provide appropriate instruction on correctly operating the electric drive. During this process, an explanation of how the individual operating elements are assigned is also provided. Standard venetian blinds may only be operated by persons who have received instruction from specialist staff.
-  Never allow children to play with the operating equipment (switches, buttons, wireless remote controls)! Keep remote controls out of the reach of children.
-  Work on electrical systems may only be performed by trained electricians.
-  Remember that even an automatic control can fail in exceptional cases (e.g. power failure, defects, sudden bad weather)  
– Recommendation: deactivate the automatic control when you are away from home.
-  If the standard venetian blind is assembled in front of your balcony or terrace doors and the standard venetian blind is connected to an automatic control, there is a risk that you will lock yourself out. To prevent locking yourself out, deactivate the automatic control before using the balcony or terrace.

### 7.3 STANDARD VENETIAN BLINDS WITH CRANK OPERATION



If the standard venetian blind curtain is fully closed or opened, do not continue to forcibly turn the operating crank – this could damage the system. When turning the crank, ensure that the direction of rotation is correct.



Too great a deflection on the operating crank (connecting shaft) leads to stiffness and excessive wear.

### 7.4 STANDARD VENETIAN BLINDS WITH CORD OPERATION



If the standard venetian blind curtain is fully closed or opened, do not continue to forcibly pull the operating cord – this could damage the system.



Never allow children to play with the operating equipment (operating cord)!

## 8. CLEANING AND CARE



No system parts must be opened or removed when cleaning and caring for the standard venetian blind. Should this be necessary, contact a specialist dealer.



Heavy dirt deposits can lead to stiffness or damages and reduce the product lifetime, so remove any dirt sticking to the curtain surface on a regular basis. When doing so, also remove dirt or objects from the guide rails. Also ensure that it is not possible to manually operate the system by accident or that the system can power up or shut down automatically.



Only use commercially available, solvent-free cleaner and clean water to clean the standard venetian blind. Do not use aggressive cleaning agents, solvents such as alcohol or benzine, or scouring agents or scouring pads.



Never lubricate the standard venetian blind mechanics or the motor!  
Contact a specialist dealer if the system is making a great deal of noise or is stiff.

## 9. MAINTENANCE



Reliable and safe use of the standard venetian blind can only be guaranteed if the system is checked and maintained on a regular basis. So check the standard venetian blind regularly for signs of wear or damage, especially in the area of the textiles used, such as hoisting belts and suspension cords. Standard venetian blinds needing repair must not be operated. Always contact an appropriate specialist dealer for any maintenance or repair work.



Do not attempt to repair electrical parts by yourself – danger of death! Contact a specialist dealer in the event of faults.



For standard venetian blinds that can be operated outside of the user's field of vision, the user must take appropriate measures to prevent undesirable operation of the standard venetian blinds during maintenance or repair work.



Standard venetian blind slats can twist within the suspension cord when subjected to wind loading, for instance. To restore proper functioning again, the relevant slat can be rearranged inside the suspension cord again.



Only the spare parts approved by **WOUNDWO** may be used to replace worn or defective parts, otherwise any warranty and guarantee claims shall cease to be valid.

## 10. DISASSEMBLY



Improper disassembly of the standard venetian blind can cause personal injury or property damage, so only have an appropriate specialist dealer perform disassembly work.  
Please refer to the relevant instructions for assembly for the specifications and notices on disassembling the standard venetian blind.



**DECLARATION OF PERFORMANCE DOP NO. 310011306**

Identification code for the product type: **STANDARD VENETIAN BLIND**  
(DIPLOMAT 50, AMBASSADOR 50, CONTINENT 50)

Intended purpose: Sun protection as an external shutter

Manufacturer: WO&WO Sonnenlichtdesign GmbH & Co KG, Hafnerstraße 193, 8054 Graz, Austria

Authorised representative: Prok. Martin Seifert

Certification: According to Rating System 4 of the Construction Products Regulation 305/2011/EC

Declared performance: Wind resistance class II pursuant to EN 13659:2009-01

The order's delivery slip, on which the product-specific wind resistance classes per order item are printed, serves as a supplement to this Declaration of Performance.

When used as intended, the product satisfies the essential properties defined in the following standards.

Harmonised standard: EN 13659:2009-01 Shutters – Performance requirements including safety

Dipl. Kfm. Volker Schmitt  
Authorised representative

Graz, April 2018

WO&WO Sonnenlichtdesign GmbH & Co KG  
Hafnerstraße 193  
8054 Graz, AUSTRIA

Tel +43 (0)316 2807-0  
office@woundwo.at  
www.woundwo.com

UID-Nr. ATU 63750435, Firmenbuch: Landesgericht Graz Nr. 299812 o  
Komplementär: WO&WO Sonnenlichtdesign GmbH, Firmenbuch:  
Landesgericht Graz Nr. 298579 m



**EC DECLARATION OF CONFORMITY** ACCORDING TO THE MACHINERY DIRECTIVE 2006/42/EC  
(APPLIES TO MOTORISED OPERATION ONLY)

THE PRODUCT: **EXTERNAL VENETIAN BLINDS AND STANDARD VENETIAN BLINDS**

INTENDED USE: Sun protection as external shutters with motor drive conforms to the provisions of the Machinery Directive 2006/42/EC.



THE FOLLOWING HARMONISED STANDARDS WERE USED:

EN 13659 Shutters. Performance requirements including safety  
EN 60335-2-97 Household and similar electrical appliances. Safety. Particular requirements for drives for rolling shutters, awnings, blinds and similar equipment  
EN 12045 Shutters and blinds power operated. Safety in use. Measurement of the transmitted force

COMPLIANCE WITH THE FOLLOWING DIRECTIVES:

Electromagnetic Compatibility 2014/30/EU

Compliance with the safety objectives of the Low Voltage Directive 2014/35/EU has been ensured in accordance with Annex I No. 1.5.1 of the Machinery Directive 2006/42/EC.

MANUFACTURER: **WOUNDWO Sonnenlichtdesign GmbH & Co KG**  
Hafnerstraße 193, 8054 Graz, AUSTRIA

Dipl. Kfm. Volker Schmidt  
Authorised representative

Graz, April 2018

WOUNDWO Sonnenlichtdesign GmbH & Co KG  
Hafnerstraße 193  
8054 Graz, AUSTRIA

Tel +43 (0)316 2807-0  
office@woundwo.at  
www.woundwo.com

UID-Nr. ATU 63750435, Firmenbuch: Landesgericht Graz Nr. 299812 a  
Komplementär: WOUNDWO Sonnenlichtdesign GmbH, Firmenbuch:  
Landesgericht Graz Nr. 298579 m

